

# Introduction to ICD - 10

Andrea Devlin, CPMA, CPC

Alta Partners, LLC

2015

# Agenda

- Introduction
- Benefits of ICD-10
- Features of ICD-10
- ICD-9 vs. ICD-10
- ICD-10 Structure
- Question & Answer

# Introducing ICD-10

- October 1, 2015 is official transition date for ICD-10 coding system
- Replaces ICD-9, which has been in use for 30+ years
- Introduced by World Health Organization in 1998
- ICD-10 offers more detail, and is broken down into two parts:
  - ICD-10-CM: clinical modification, 68,000+ diagnosis codes
  - ICD-10-PCS: procedure coding system, 87,000+ procedure codes

# Introducing ICD-10: Why Change?

- Current system is 30 years old
- Many classification categories are full
- ICD-9 codes lack specificity
- Consists of outdated terminology
- US will now be globally aligned when describing diseases, morbidity, and mortality

# Benefits of ICD-10

- Improved ability to measure health care services
- Enhanced ability to conduct public health surveillance
- Decreased need to include supporting documentation with claims
- Includes updated medical terminology and classification of diseases
- Codes allow for comparison of mortality and morbidity data
- Provides better data to design payment systems
- Allows for easier identification of fraud and abuse

# Features of ICD-10

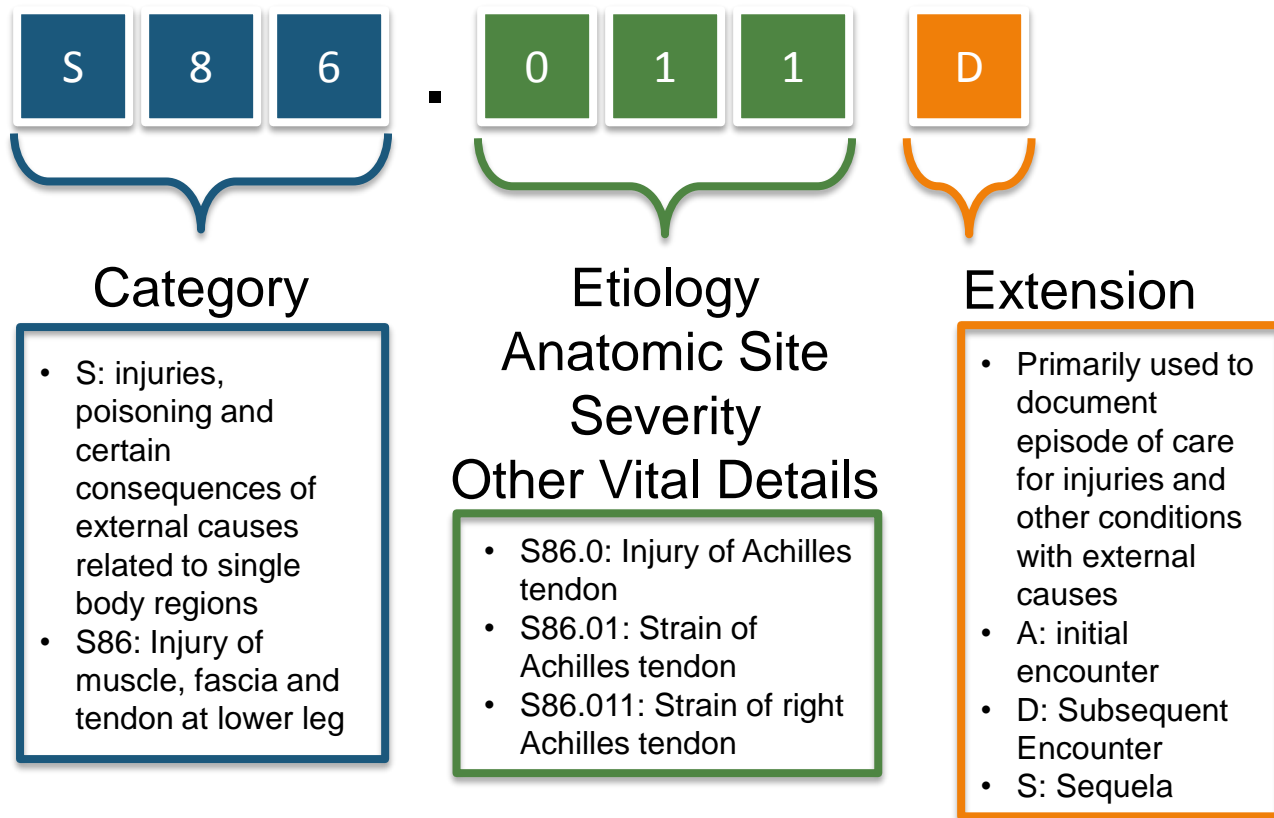
- Combination Codes
- Laterality
- Excludes Notes
- Placeholder “X” allows for future expansion
- Injuries grouped by anatomical site
- Full code titles
- 21 chapters including V, W, X, Y and Z codes
- Postoperative complications moved to the specific chapter

# ICD-9-CM vs. ICD-10-CM

ICD-9-CM	ICD-10-CM
14,000 codes	68,000+ codes
No Laterality	Laterality
3-5 digits	7 digits
No placeholder	“X” placeholders
Limited Severity Parameters	Extensive Severity Parameters
Limited Combination Codes	Extensive Combination Codes to better capture complexity
1 type of Excludes Notes	2 types of Excludes Notes



# ICD-10-CM Structure



Sequela: complication or condition that arises as a direct result of an injury

Example: scar as a result of a burn



# ICD-10-CM Documentation Tips

ICD-10 requires increased specificity in documentation to support the most appropriate diagnosis code

When documenting, remember to include:

- **Laterality**
- **Specific type, class, or organism of infection**
  - *Example: Anthrax sepsis (A22.7)*
- **Cause and effect relationship between procedure and postprocedural sepsis**
  - *Example: Bloodstream infection due to central venous catheter (T80.211)*
- **Infection status**
  - *Example: Human immunodeficiency virus (HIV) disease (B20)*  
*Inconclusive laboratory evidence of HIV (R75)*  
*Asymptomatic HIV infection status (Z21)*
- **Specific anatomic site**
  - *Example: Cutaneous abscess of right axilla (L02.411)*

*A three-character code is to be used only if it is not further subdivided. A code is invalid if it has not been coded to the full number of characters required for that code, including the 7<sup>th</sup> character, if applicable.*

# Code Extensions (7<sup>th</sup> digit)

## Example: Fracture

ICD-9-CM	
814.00	Closed fracture of unspecified carpal bone

ICD-10-CM	
S62.101A	Fracture of unspecified carpal bone, right wrist, <b>initial encounter for closed fracture</b>
S62.101D	Fracture of unspecified carpal bone, right wrist, <b>subsequent encounter for fracture with routine healing</b>
S62.101G	Fracture of unspecified carpal bone, right wrist, <b>subsequent encounter for fracture with delayed healing</b>
S62.101K	Fracture of unspecified carpal bone, right wrist, <b>subsequent encounter for fracture with nonunion</b>
S62.101P	Fracture of unspecified carpal bone, right wrist, <b>subsequent encounter for fracture with mal-union</b>
S62.101S	Fracture of unspecified carpal bone, right wrist, <b>sequela</b>

# Increased Specificity

## Example: Obstetrics

Trimester Indicator	
O25.1	Malnutrition in pregnancy
O25.10	Malnutrition in pregnancy, <b>unspecified</b> trimester
O25.11	Malnutrition in pregnancy, <b>first</b> trimester
O25.12	Malnutrition in pregnancy, <b>second</b> trimester
O25.13	Malnutrition in pregnancy, <b>third</b> trimester

Multiple Gestation Indicator	
O30.0	<b>Twin</b> Pregnancy
O30.1	<b>Triplet</b> Pregnancy
O30.2	<b>Quadruplet</b> Pregnancy
O30.8	<b>Other</b> multiple gestation
O30.9	Multiple gestation, <b>unspecified</b>

- Can be further classified to show:
- Monoamniotic/monochorionic
  - Conjoined twins
  - Other twin pregnancy
  - Unspecified twin pregnancy

# Increased Specificity

## Example: Diabetes Mellitus

Type II diabetic patient with resulting ulcers on foot

### ICD-9-CM: 10 Diabetes Subcategories

250.0	Diabetes mellitus without mention of complication
250.1	Diabetes with ketoacidosis
250.2	Diabetes with hyperosmolarity
250.3	Diabetes with other coma
250.4	Diabetes with renal manifestations
250.5	Diabetes with ophthalmic manifestations
250.6	Diabetes with neurological manifestations
250.7	Diabetes with peripheral circulatory manifestations
250.8	Diabetes with other specified manifestations
250.9	Diabetes with unspecified complications

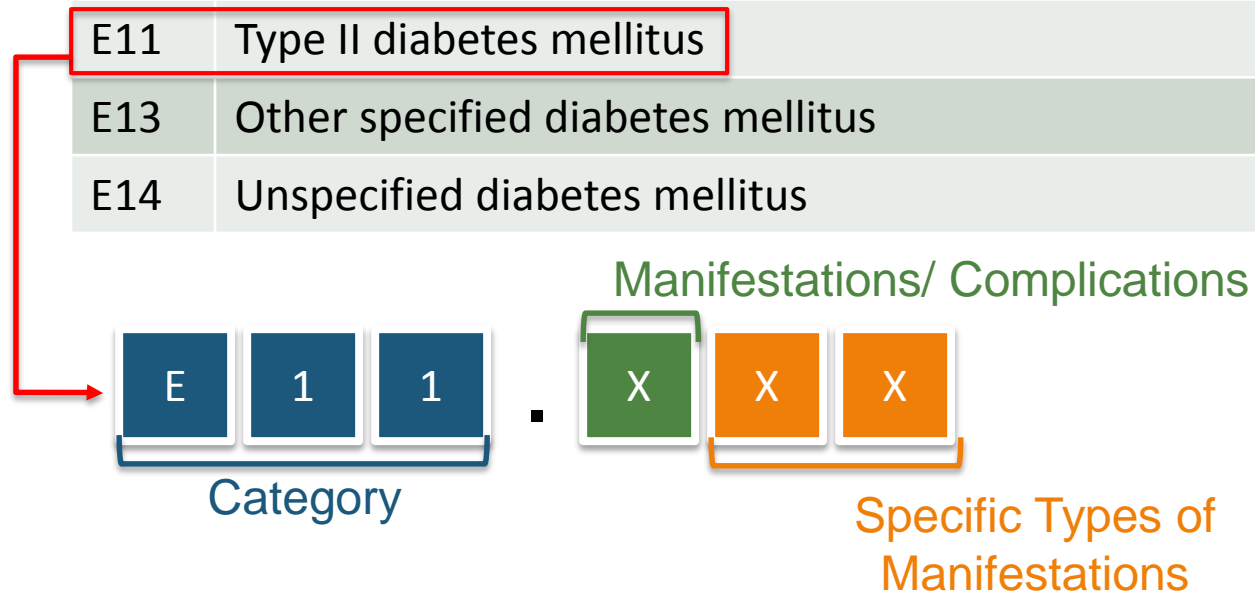
# Increased Specificity

## Example: Diabetes Mellitus

Type II diabetic patient with resulting ulcers on foot

### ICD-10-CM: 5 Diabetes Categories that are Further Subdivided

E08	Diabetes mellitus due to underlying condition
E09	Drug or chemical induced diabetes mellitus
E10	Type I diabetes mellitus
E11	Type II diabetes mellitus
E13	Other specified diabetes mellitus
E14	Unspecified diabetes mellitus



# Increased Specificity

## Example: Diabetes Mellitus

Type II diabetic patient with resulting ulcers on foot


### ICD-10-CM: Type II Diabetes Mellitus

E11.6	Type 2 diabetes mellitus with other specified complications
E11.62	Type 2 diabetes mellitus with skin complications
E11.620	Type 2 diabetes mellitus with diabetic dermatitis
E11.621	Type 2 diabetes mellitus with foot ulcer
E11.622	Type 2 diabetes mellitus with other skin ulcer
E11.628	Type 2 diabetes mellitus with other skin complications



# Laterality

## Example: Osteoarthritis of Right Hip



ICD-9-CM	
715.90	Osteoarthritis unspecified whether generalized or localized involving unspecified site
715.95	Osteoarthritis unspecified whether generalized or localized involving pelvic region and thigh
715.98	Osteoarthritis unspecified whether generalized or localized involving other specified site

ICD-10-CM	
M16.0	Bilateral primary osteoarthritis of hip
M16.11	Unilateral primary osteoarthritis, right hip
M16.12	Unilateral primary osteoarthritis, left hip



# Combination Code

Single code used to classify:

1. Two diagnoses
2. A diagnosis with an associated sign or symptom
3. A diagnosis with an associated complication

## Two Diagnosis Codes

I25.110	Arteriosclerotic heart disease of native coronary artery with unstable angina pectoris
---------	--

## A Diagnosis with an Associated Secondary Process

K50.112	Crohn's disease of large intestine with intestinal obstruction
---------	--

## A Diagnosis with an Associated Complication

K71.51	Toxic liver disease with chronic active hepatitis with ascites
--------	--

# Combination Code

## Example: Arthritis as a result of mumps

Single code used to classify:

1. Infectious organism and manifestation, or two diagnoses
2. A diagnosis with an associated complication
3. A diagnosis with associated signs or symptoms

072.79 Mumps with other specified complication

711.90 Unspecified infective arthritis site unspecified



**B26.89 Mumps arthritis**

# Excludes Notes

- Excludes 1: Not Coded Here
  - Code should never be used at the same time as the code above the Excludes 1 note
- Excludes 2: Not Included Here
  - Excluded condition is not part of the condition represented by the code, but conditions can co-exist for the patient

# Example: Excludes Notes

J18.0 Bronchopneumonia, unspecified organism

## Excludes 1

Hypostatic bronchopneumonia (J18.2)

Lipid pneumonia (J69.1)



J18.2 and J69.1 should never be used at the same time as J18.0

## Excludes 2

Acute bronchitis (J21.-)

Chronic bronchitis (J44.9)



J21.- and J44.9 are not part of J18.0 but conditions can co-exist for the patient

# Discussion

## Questions and Answers Session

Andrea Devlin, CPMA, CPC     [amd@altapartnersllc.com](mailto:amd@altapartnersllc.com)

Alta Partners, LLC  
www.altapartnersllc.com  
902 Westpoint Parkway  
Suite 320  
Westlake, OH 44145  
440-808-3654

